
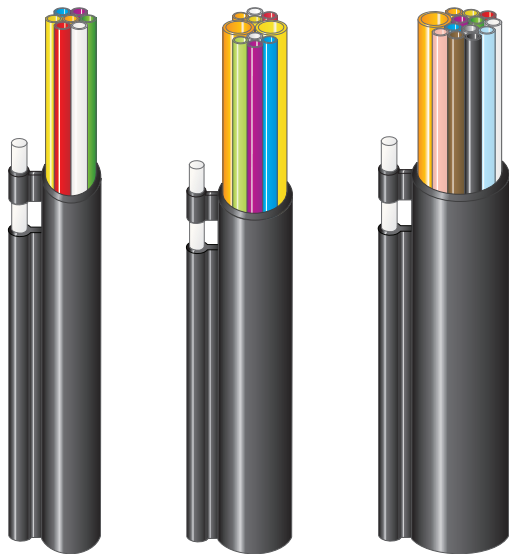


## Aerial Duct Assemblies – MPB 302 2+

### Ribbonet® Microducts for Air Blown Fiber and Micro Cables



#### Features

- Aerial, dielectric, self supporting design
- 5/3.5, 10/8 and 12/10 mm microduct system
- Low friction inner surface for maximum installation lengths
- Excellent UV resistance
- Slim, lightweight design with low visual impact

#### Application

The tight protected duct assemblies consist of a number of microducts with an inner low friction surface that enables air blown installation of fiber units or fiber optic micro cables. The design ensures best performance when used in combination with fiber units and micro cables from Hexatronic Micronet and Ribbonet® cabling systems.

The duct assemblies are dielectric and self supported. This makes the ducts suitable for aerial applications along power lines.

#### Designs

The duct assemblies are available in several configurations with 5/3.5, 10/8 and 12/10 mm ducts (OD/ID) for the installation of drop fibers and distribution cables into the same infrastructure. Depending on type, the assemblies are of All-Dielectric Self-Supporting (ADSS) or Figure-8 design. The available configurations are chosen for perfect match with Hexatronic aerial blown fiber system for fiber access networks.

#### Marking

Duct assemblies have markings showing the tube length. The individual microducts are identified by their color and position in the bundle.



# Aerial Duct Assemblies – MPB 302 2+

## Typical Data

### Temperature range

Operation.....-40 to +60°C  
 Storage.....-40 to +60°C  
 Installation.....-20 to +50°C

### Material

Halogen-free polyethylene.

## Configurations

Actual cross sections are shown below. For more information, see the ordering information table.

## Delivery Information

Supplied lengths..... 500, 1000, 2000

## Conformance

Inner Clearance .....IEC 60794-1-21-E23  
 Impact.....IEC 60794-1-2-E4, 3 J  
 Crush.....IEC 60794-1-2-E3A, 450 N  
 Bend .....IEC 60794-1-2-E11A, 40 x OD  
 Torsion.....IEC 60794-1-2-E7  
 Friction ..... $\mu \leq 0.1$

## Color Codes

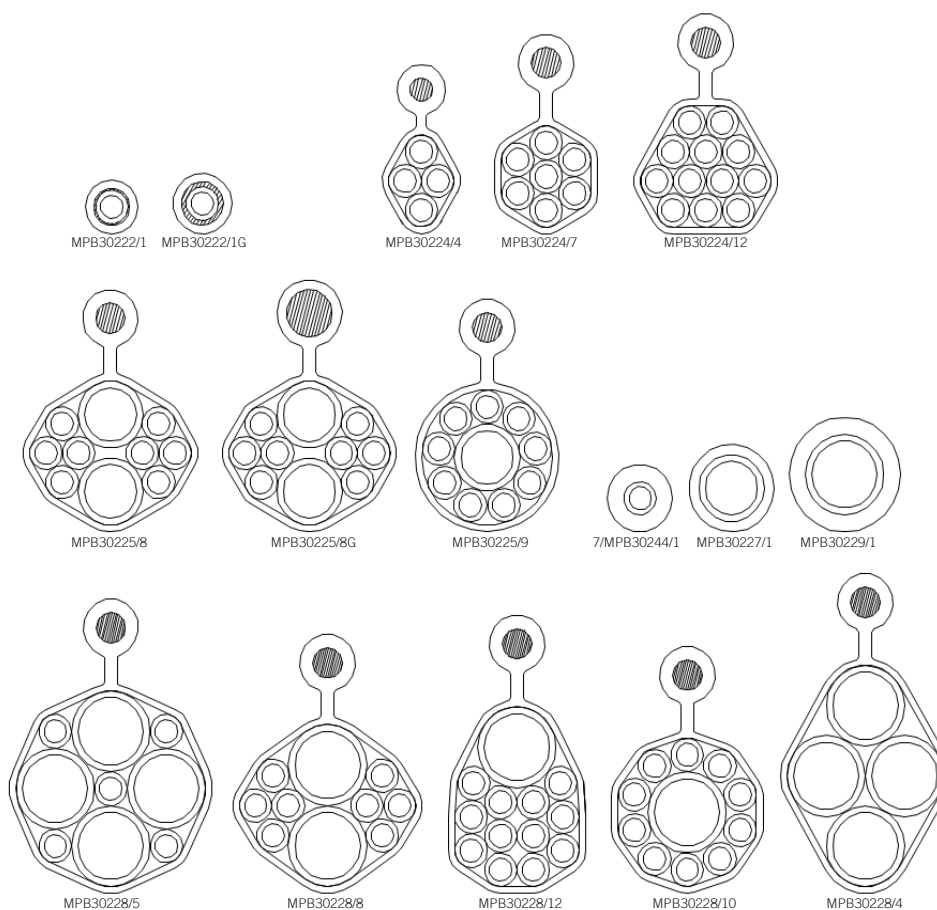
The ducts are available with two different color code schemes as standard: S12 and Standard Type E. Other schemes are available on request.

The S12 system is based on 12 different colors for identifying each microduct in the assembly. For assemblies including two different dimensions of ducts, the sequence is repeated for each dimension.

The Standard Type E system use a unique pattern one to five different colors in combination with numbers. The combination of colors and numbers varies depending on duct configuration.

S12	1	2	3	4	5	6	7	8	9	10	11	12
	Orange	Yellow	Red	White	Green	Violet	Blue	Grey	Tur	Black	Brown	Pink

Std. E	1	2	1	2	3	4	5	6	7	1	2	3	4	5	6	7	1	2
	Green									Blue							Red	





## Aerial Duct Assemblies – MPB 302 2+

### Ordering Information

Product Number	Description	Strengt member* Ø (mm)	Type	Weight (g/m)	Min bend radius (mm)	Max pulling force (kN)	Dimension, Ø or hwx (mm)
<b>Aerial Microduct Assemblies, S12 Color Code</b>							
MPB 302 22/1M	1x5/3.5mm ADSS	8	Yarn	35	100	1.0	8
1/MPB 302 22/1M	1x5/3.5mm Hi Strength ADSS	9	Yarn	45	120	1.5	9
MPB 302 24/4M	4x5/3.5mm Fig-8	7.5	FRP 3.5	120	200	2.0	24x12
MPB 302 24/7M	7x5/3.5mm Fig-8	8.5	FRP 4.5	190	500	5.0	30x16
MPB 302 24/12M	12x5/3.5mm Fig-8	8.5	FRP 4.5	255	500	5.0	33x22
MPB 302 25/8M	8x5/3.5mm + 2x10/8mm Fig-8	8.5	FRP 4.5	285	500	5.0	36x27
1/MPB 302 25/8M	8x5/3.5mm + 2x10/8mm Hi Strenght Fig-8	10	FRP 7.0	340	500	8.0	38x27
MPB 302 25/9M	9x5/3.5mm + 1x10/8mm Fig-8	8.5	FRP 4.5	255	500	5.0	35x22
MPB 302 28/1M	1x12/10mm Fig-8	8	FRP 4.5	110	500	5.0	25x14
MPB 302 28/5M	5x5/3.5mm + 4x12/10mm Fig-8	8	FRP 4.5	350	500	5.0	44x31
MPB 302 28/8M	8x5/3.5mm + 2x12/10mm Fig-8	8	FRP 4.5	300	500	5.0	39x29
MPB 302 28/12M	12x5/3.5mm + 1x12/10mm Fig-8	8	FRP 4.5	300	500	5.0	41x21
MPB 302 28/10M	10x5/3.5mm + 1x12/10mm Fig-8	8	FRP 4.5	275	500	5.0	37x23
MPB 302 28/4M	4x12/10mm Fig-8	8	FRP 4.5	300	500	5.0	48x26
<b>Other Duct Assemblies Used for Aerial Installations - S12 Color Code</b>							
7/MPB 302 44/1M	1x5/3.5mm, ascending pipe (not self-supporting)	n/a	n/a	65	150	n/a	10
MPB 302 27/1M	1x10/8mm, bypass (not self-supporting)	n/a	n/a	80	200	n/a	13
MPB 302 29/1M	1x12/10mm, ascending pipe (not self-supporting)	n/a	n/a	140	200	n/a	17
<b>Aerial Microduct Assemblies, Standard Color Code Type E</b>							
MPB 302 22/1	1x5/3.5mm ADSS	8	Yarn	35	100	1.0	8
MPB 302 22/1G	1x5/3.5mm Hi Strength ADSS	9	Yarn	45	120	1.5	9
MPB 302 24/4	4x5/3.5mm Fig-8	7.5	FRP 3.5	120	200	2.0	24x12
MPB 302 24/12	12x5/3.5mm Fig-8	8.5	FRP 4.5	255	500	5.0	33x22
MPB 302 25/8	8x5/3.5mm + 2x10/8mm Fig-8	8.5	FRP 4.5	285	500	5.0	36x27
MPB 302 25/8G	8x5/3.5mm + 2x10/8mm Hi Strenght Fig-8	10	FRP 7.0	340	500	8.0	38x27
MPB 302 25/9	9x5/3.5mm + 1x10/8mm Fig-8	8.5	FRP 4.5	255	500	5.0	35x22
<b>Other Duct Assemblies Used for Aerial Installations - Standard Color Code Type E</b>							
MPB 302 27/1	1x10/8mm, bypass (not self-supporting)	n/a	n/a	80	200	n/a	13

\* Dimension for fittings such as suspension clamps etc.

